

PLAZA STONE

Plaza Stone is a timeless paving stone with an impressionistic embossed surface profile. It creates a gentle and warm effect by combining soft curved edges with rectangular and square stones. Plaza Stone is available in many colors to accommodate the most discriminating tastes and desires. Plaza Stone uses large-scale patterns to create interest and drama for commercial landscaping, while the stone's texture and pattern harmonize with surrounding buildings and site furnishings.



**The 45mm pavers are available in Charcoal/Tan Blend and Sierra Blend only.

AVAILABLE COLORS



Charcoal*



Charcoal/Tan Blend



Chicago Blend



Sandstone Blend




Sierra Blend




Truckee Blend

*Charcoal color available for 60mm Rectangles only.


INSTALLATION PATTERNS




Runner Bond
Rectangles (60%) Squares (40%)



"I" Pattern
Rectangles (75%) Squares (25%)



3-Piece Random I
Giant (60%) Rec. (30%) Sq. (10%)



3-Piece Random II
Giant (38%) Rec. (38%) Sq. (24%)

SPECIFICATIONS

	HEIGHT	NOMINAL DIMENSIONS	WEIGHT	STONES/PALLET	PALLET WT.	STONES/SQ.FT.	SQ.FT./PALLET	PRODUCT NO.
45mm Square	45mm	5 ⁷ / ₁₆ "W x 5 ⁷ / ₁₆ "L x 1 ³ / ₈ "H	4.4 lbs	672	2,940 lbs	4.8	140	#642
45mm Rectangle	45mm	5 ⁷ / ₁₆ "W x 8 ³ / ₁₆ "L x 1 ³ / ₈ "H	6.5 lbs	420	2,783 lbs	3.2	133	#612
60mm Square	60mm	5 ⁷ / ₁₆ "W x 5 ⁷ / ₁₆ "L x 2 ³ / ₈ "H	6 lbs	480	2,800 lbs	4.8	100	#646
60mm Rectangle	60mm	5 ⁷ / ₁₆ "W x 8 ³ / ₁₆ "L x 2 ³ / ₈ "H	8.9 lbs	300	2,660 lbs	3.2	95	#606
60mm Giant	60mm	8 ³ / ₁₆ "W x 10 ¹⁵ / ₁₆ "L x 2 ³ / ₈ "H	17.4 lbs	160	2,828 lbs	1.6	101	#649